World Confectionery Consumption and Production

All data collected by Caobisco and the International Confectionery Association (ICA). The ICA facilitates, coordinates and communicates international scientific, regulatory and public affairs information for members while promoting and representing the interests of the confectionery industry in a collaborative and responsible manner.

ICA represents more than 4,000 companies in 33 countries. Caobisco represents approximately 2,000 companies of the chocolate, biscuits and confectionery sectors of the European Union. A full statistical report can be ordered from www.caobisco.com.

Production Trend (in '000 tons)

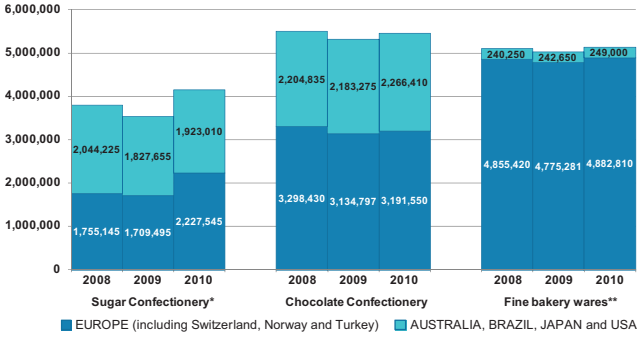

Consumption Trend (in '000 tons)

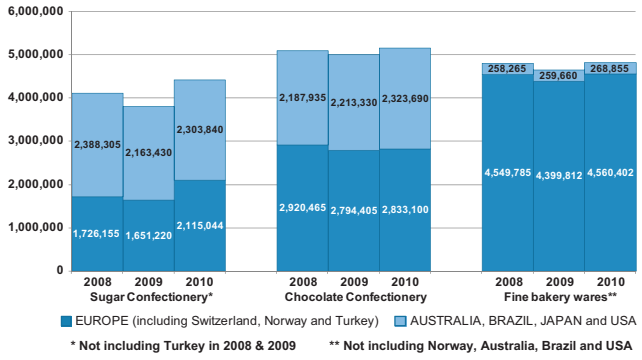

* Not including Turkey in 2008 & 2009 ** Not including Norway, Australia, Brazil and USA

Total Production breakdown Sugar Confectionery, Chocolate and Fine Bakery Wares

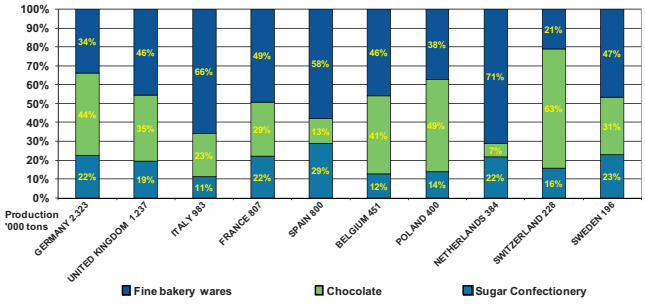

Ranking of Consumption Sugar Confectionery

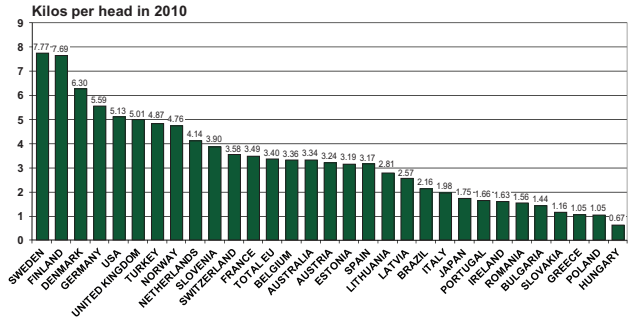

Ranking of Consumption Chocolate Confectionery

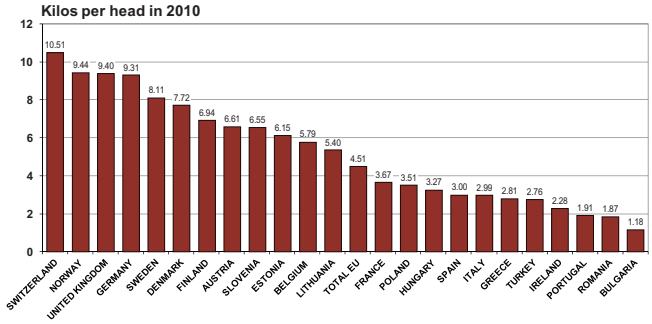
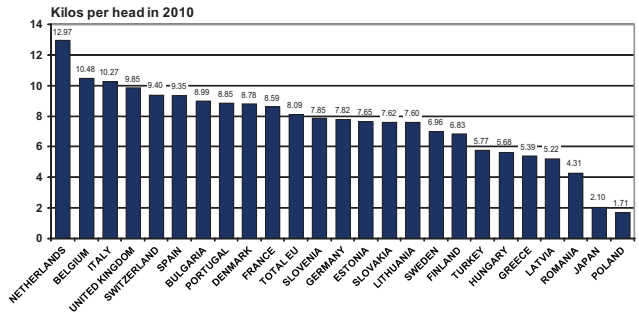
Ranking of Consumption Fine Bakery Wares