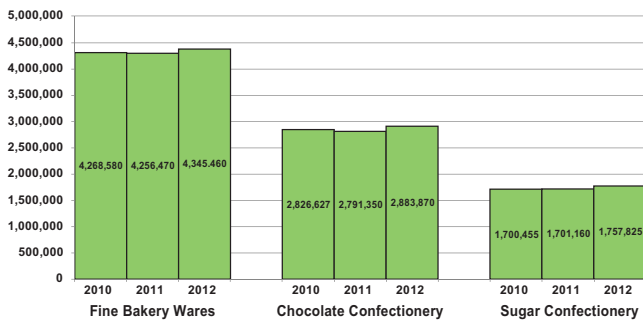


European Confectionery Consumption and Production

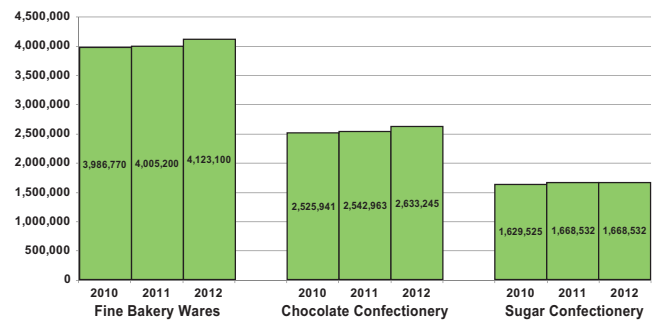
The recently published *Caobisco Statistical Bulletin* includes 2012 data on products in the European Union, Switzerland and Norway. The figures are based on Prodcom data (only for EU countries), as reported officially by Eurostat, and corrected and completed where appropriate by members. The *Bulletin* contains key figures illustrating the importance of the sectors represented by Caobisco (sugar confectionery, chocolate and fine bakery wares) in providing market trends for production, consumption and trade.

Caobisco is the association of the chocolate, biscuit and confectionery industries of Europe. It has 17 national associations and 7 direct member companies. The European sector as a whole represents 12,000 companies. The full statistical report is available from www.caobisco.

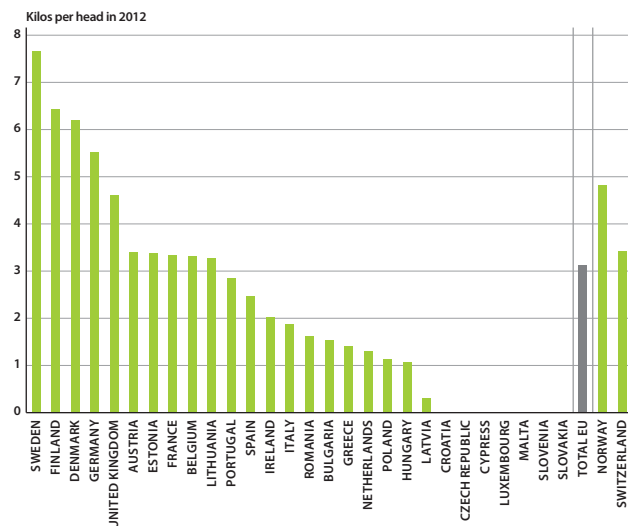
European Production Trend (in '000 tons)



European Consumption Trend (in '000 tons)



Ranking of Consumption Sugar Confectionery



Ranking of Consumption Chocolate Confectionery

